












Root & Branch	Risk Assessment In accordance the Management of Health and Safety Regulations 1999	Ref: RA 01 Date: 18 Jul 17
---------------	--	---

	Task:	<i>Strimming</i>		Location:	<i>Root & Branch</i>
	Name of Assessor	J de Wilton		Name of Reviewer	S Coombs
	Job Title	Trustee		Job Title	H & S Officer
	Signature	<i>J de Wilton</i>		Signature	<i>S Coombs</i>
	Persons Potentially at Risk				
	Operator	Other service users	Staff / Volunteers	Public /Other Contractors	
Y	Y	Y	Y		

Operative PPE requirements for this operation										
										
Safety Boots	Coveralls	Gloves	Eye Protection	Face Protection		Hearing Protection	Hi Viz Vest/ Clothing	Dust Mask	Wellington Boots	Hard Hats
Y	Y	Y	N	Y		Y	Y	N	N	N
Specific PPE comments or requirements Coveralls means uniform/ clothing, Gloves when fuelling, adjusting or cleaning										

Estimated Level of Risk (Based on Maximum Risk Identified)		
Low (1-4)	Medium (5-12)	High (13-25)
Yes	Yes, until properly trained	

Emergency Details			
Nearest A & E:	<i>Great Western Hospital Swindon</i>	Telephone No:	01793 604020
First Aid:	<i>First aiders listed on board in lobby</i>	<i>First Aid Kit in Kitchen</i>	<i>Additional Kits in Forge and Wood Shop</i>

Likelihood - L	Rating Given	Severity of Outcome - S	Rating Given
Highly Unlikely	1	First Aid injury or minor property damage	1
Unlikely	2	Minor injury or property damage	2
Medium	3	Potential lost time injury or short term ill health	3
Likely, may occur regularly	4	Major illness or injury	4
Highly Likely, certain or almost certain to occur	5	Fatal or disabling injury or serious ill health	5

Apply a rating to both **likelihood** and **severity** and then multiply together to give actual risk rating of a particular hazard

Hazard	Risk	L	S	R	Control Measures	L	S	R	Further Action Required
Defective Equipment	Defective equipment presents a risk of injury	3	4	12	<p>Before use, carry out and record weekly safety checks of machines, pay specific attention to safety devices such as line cutters and guards and cut outs (dead man's handle)</p> <p>If thought to be defective at any time, cease use of machine and attach a defect tag to isolate from use.</p> <p>Report any defects to your Supervisor.</p> <p>Ensure machines are regularly serviced in accordance with manufacturers recommendations</p>	1	4	4	
Improper Use	Equipment used incorrectly can cause serious injury to operators and others	4	3	12	<p>Only trained operatives to use equipment, if you are unsure about this seek advice from your manager.</p> <p>Do not permit untrained persons to use equipment.</p> <p>Use equipment in full accordance with manufacturers recommendations as contained in the handbook.</p>	1	3	3	Until operator can demonstrate competence, close supervision is required
Flying Debris	Strimming can cause material to be ejected from the cutting area at high speed	4	3	12	<p>Ensure all guards are in place and effective, and that the cord is the correct length.</p> <p>Always trim to reduce debris flying out into public areas, by ensuring that safer area is the operators right side and that footpaths or roads are to the left, wherever possible.</p> <p>Do not over rev the engine or dig the trimmer in too low as this increases the chance of catching stones and other material.</p> <p>Avoid strimming next to gravel paths or very loose surfaces as this also increases the flying debris.</p> <p>User must wear suitable personal protective equipment, boots, overalls, gloves and face protection.</p>	4	1	4	

Hazard	Risk	L	S	R	Control Measures	L	S	R	Further Action Required
Refuelling/ storing petrol	Contact with harmful substance, Fire, Theft and Risk of pollution	3	3	9	<p>Ensure operatives are briefed on the use of petrol mix and associated COSHH assessment.</p> <p>Wear gloves when handling petrol and two stroke oil Store petrol in safe jerry can only.(max size 10lt)</p> <p>Secure fuel cans when not in use</p> <p>Refill machines on level ground when machine has cooled, using a funnel or pouring spout from petrol can.</p> <p>Do not overfill machine with fuel</p> <p>Clean up all spillages, however small.</p> <p>Refill well away from sources of ignition such as smoking areas and open fires. Note that petrol fumes can flow low to the ground.</p>	1	3	3	
Noise	Excessive noise exposure may contribute to noise induced hearing loss	2	4	8	<p>Report defective equipment and cease use immediately.</p> <p>Wear Ear protection with minimum SNR of 26</p>	1	4	4	
Vibration	Exposure to excessive vibration may cause ill health	2	3	6	<p>Ensure operatives are aware of the risks of vibration.</p> <p>Do not grip the handles too tightly.</p> <p>Keep your core body temperature warm and wear gloves to keep hands warm.</p> <p>Make sure the line is the correct length and the line trimmer is in place and effective.</p> <p>Maintain equipment in good order, do not operate faulty or defective equipment.</p>	1	3	3	
Manual Handling	Risk of injury from lifting machine, manoeuvring machine or poor set up of controls prior to use	2	3	6	<p>Set up the equipment so it balanced on the harness and does not pull on the body.</p> <p>Do not operate the strimmer without a harness as it is not designed to be carried when in use.</p> <p>Do not swing the body left and right violently as this increases the chance of strains.</p>	1	3	3	
Slopes	Standing on slopes may lead to slips or trips that are more hazardous as a result of the fall	1	3	8	<p>Do not stand on slopes above 30 degrees or when it is physically difficult to stand.</p> <p>Do not try and step up slopes that are loose surfaced and more likely to give way under foot</p> <p>Do not operate equipment above other colleagues or pedestrians</p>	1	3	3	

Hazard	Risk	L	S	R	Control Measures	L	S	R	Further Action Required
Injuries to others/ service users, staff, volunteers, public	Others may not understand or recognise the risk of using equipment	2	4	8	Carry out work when areas are not busy. Never leave equipment running when unattended. If approached or confronted with people or animals, switch off immediately. If areas get too busy then cease work and then return at a quieter time	1	4	4	
Maintenance and cleaning activities	Contact with biological hazards when cleaning used equipment Risk of injury from maintenance tasks	2	3	6	When cleaning or adjusting the cord head, wear gloves to avoid getting hands dirty. Remove spark plug lead to ensure engine cannot start when parts are rotated. Only competent persons to maintain machines. Maintenance to be carried out in accordance with manufacturers recommendations (operators' manual).	1	3	3	